


USDA SUPPLY/DEMAND CROP REPORT

September 12, 2024

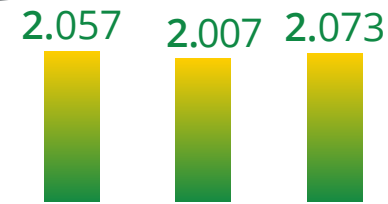


ADM Investor Services, Inc.



U.S.A. ENDING STOCKS

*Figures in billions of bushels



SEP 24/25 AVG. EST. AUG 24/25



SEP 24/25 AVG. EST. AUG 24/25

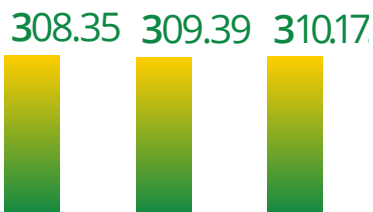


SEP 24/25 AVG. EST. AUG 24/25



WORLD ENDING STOCKS

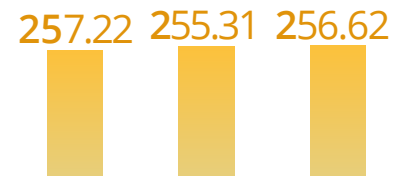
*Figures in MMT



SEP 24/25 AVG. EST. AUG 24/25



SEP 24/25 AVG. EST. AUG 24/25



SEP 24/25 AVG. EST. AUG 24/25



U.S.A. PRODUCTION

*Figures in billions of bushels



CORN



SOYBEANS

U.S.A. YIELD

*Figures in bushels per acre



CORN



SOYBEANS

Source: USDA

TRADING. AROUND THE GLOBE, AROUND THE CLOCK.

312-242-7000 | www.admis.com | sales@admis.com

Futures and Options trading involve significant risk of loss and may not be suitable for everyone.



ADM Investor Services, Inc.