

Archer Financial Services

Steve Platt / Mike McElroy (877) 377-7931

DOE Weekly Crude Oil Summary

WEEK ENDING	STOCKS						IMPORTS			DAYS SUPPLY		
	Week		Week		4 Yr Avg		2024	2023	4 Yr Avg	2024	2023	4 Yr Avg
	2024	Change	2023	Change	4 Yr Avg	Wk Chg						
29-Mar	451,417	3,210	469,952	(3,739)	466,252	2,584	6,618	7,144	6,396	28.5	30.2	30.7
5-Apr	457,258	5,841	470,549	597	472,086	5,834	6,434	6,193	5,930	28.9	30.2	31.3
12-Apr-24	459,993	2,735	465,968	(4,581)	472,840	754	6,461	6,294	5,618	29.0	29.7	31.9
19-Apr	-----	-----	460,914	(5,054)	474,019	1,180	-----	6,376	6,057	-----	29.3	32.4
26-Apr	-----	-----	459,633	(1,281)	473,175	(845)	-----	6,396	5,973	-----	29.2	32.5
3-May	-----	-----	462,584	2,951	475,741	2,567	-----	5,553	5,675	-----	29.3	32.7
10-May	-----	-----	467,624	5,040	475,237	(504)	-----	6,860	6,259	-----	29.5	32.5

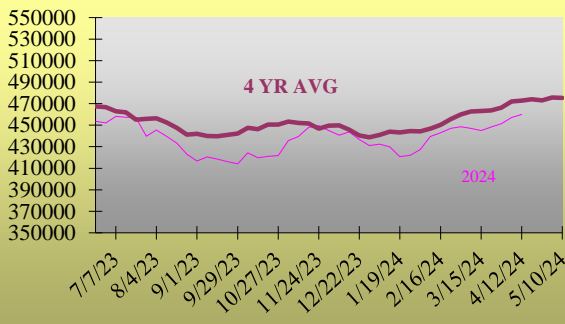
WEEK ENDING	PRODUCTION					RUNS			PERCENT OF CAPACITY			
	Week		4 Yr Avg		4 Yr Avg	2024	2023	4 yr Avg	Week		4 Yr Avg	
	2024	Change	2023	4 Yr Avg	Wk Chg				2024	Change	2023	4 Yr Avg
29-Mar	13,100	0	12,200	11,825	(175)	15,897	15,615	15,060	88.6	(0.1)	89.6	85.4
5-Apr	13,100	0	12,300	11,850	25	15,782	15,585	14,706	88.3	(0.3)	89.3	83.4
12-Apr-24	13,100	0	12,300	11,850	0	15,913	15,844	14,696	88.1	(0.2)	91.0	83.7
19-Apr	-----	-----	12,200	11,775	(75)	-----	15,833	14,824	-----	-----	91.3	84.2
26-Apr	-----	-----	12,300	11,750	(25)	-----	15,735	14,855	-----	-----	90.7	84.0
3-May	-----	-----	12,300	11,675	(75)	-----	15,745	14,711	-----	-----	91.0	83.8
10-May	-----	-----	12,200	11,650	(25)	-----	15,990	14,986	-----	-----	92.0	84.9

WEEK ENDING	PADD BREAKDOWN											
	PADD I*				PADD II				PADD III			
	2024	Wk Chg	2023	4 Yr Avg	2024	Wk Chg	2023	4 Yr Avg	2024	Wk Chg	2023	4 Yr Avg
29-Mar	7,404	(1,352)	7,120	8,578	119,453	297	122,153	126,606	250,372	2,052	265,595	261,812
5-Apr	7,905	501	7,436	9,165	119,887	434	119,965	127,960	257,472	7,100	267,507	263,165
12-Apr-24	8,558	653	7,621	9,040	118,967	(920)	118,613	129,128	260,917	3,445	265,294	262,135
19-Apr	-----	-----	7,593	9,518	-----	-----	117,944	128,351	-----	-----	259,862	259,754
26-Apr	-----	-----	7,476	9,256	-----	-----	120,023	127,695	-----	-----	254,925	260,413

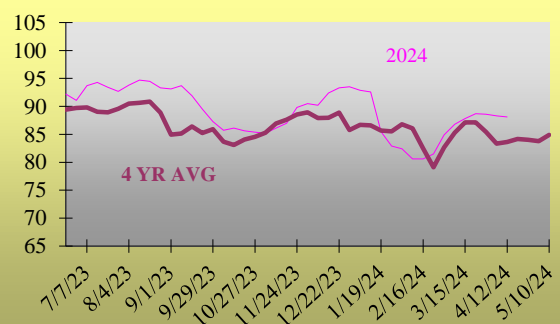
WEEK ENDING	PADD IV				PADD V				PADD TOTAL			
	2024	Wk Chg	2023	4 Yr Avg	2024	Wk Chg	2023	4 Yr Avg	2024	Wk Chg	2023	4 Yr Avg
29-Mar	26,024	(206)	25,534	24,577	48,163	2,419	49,551	50,803	451,417	3,210	469,952	466,252
5-Apr	25,812	(212)	25,424	24,571	46,182	(1,981)	50,217	49,920	457,258	5,841	470,549	472,086
12-Apr-24	25,515	(297)	24,998	24,530	46,037	(145)	49,441	50,229	459,993	2,735	465,968	472,840
19-Apr	-----	-----	25,202	24,550	-----	-----	50,312	50,704	-----	-----	460,914	474,019
26-Apr	-----	-----	25,480	24,898	-----	-----	51,730	52,562	-----	-----	459,633	473,175

COFS Index: This Week: 1.75 Last Week: 1.66

CRUDE STOCKS



REFINERY PERCENT OPERATED



Archer Financial Services Steve Platt / Mike McElroy (877) 377-7931

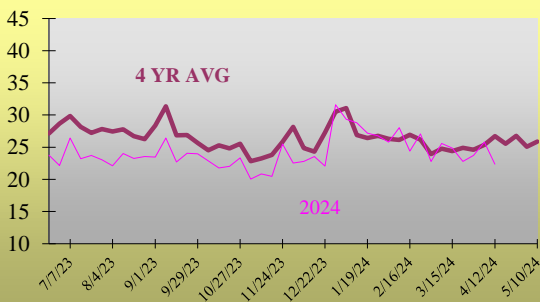
DOE Weekly Distillate Fuel Summary												
WEEK ENDING	STOCKS						IMPORTS			DAYS SUPPLY		
	2024	Week Change	2023	Week Change	4 Yr Avg	4 Yr Avg Wk Chg	2024	2023	4 Yr Avg	2024	2023	4 Yr Avg
29-Mar	116,069	(1,268)	113,051	(3,632)	123,906	(233)	104	115	217	23.7	21.0	24.6
5-Apr	117,728	1,659	112,445	(606)	124,078	172	163	233	178	25.8	22.9	25.4
12-Apr-24	114,968	(2,760)	112,090	(355)	125,024	946	149	113	240	22.3	22.8	26.7
19-Apr	-----	-----	111,513	(577)	124,955	(69)	-----	93	147	-----	23.0	25.5
26-Apr	-----	-----	110,323	(1,190)	125,727	772	-----	144	185	-----	22.6	26.8
3-May	-----	-----	106,153	(4,170)	124,901	(827)	-----	111	159	-----	20.0	25.1
10-May	-----	-----	106,233	80	125,606	706	-----	128	208	-----	21.4	25.9

WEEK ENDING	PRODUCTION				APPARENT DEMAND					JET KEROSENE		
	2024	Week Change	2023	4 Yr Avg	2024	Week Change	2023	4 Wk Avg	4 Yr Avg	2024	Week Change	4 Yr Avg
29-Mar	4,606	(208)	4,740	4,851	4,891	(257)	5,374	4,944	5,062	40,855	(337)	37,633
5-Apr	4,639	33	4,583	4,702	4,565	(326)	4,903	4,708	4,917	41,189	334	37,776
12-Apr-24	4,601	(38)	4,750	4,782	5,144	579	4,914	4,907	4,768	42,227	1,038	38,380
19-Apr	-----	-----	4,669	4,765	-----	-----	4,844	-----	4,922	-----	-----	38,604
26-Apr	-----	-----	4,576	4,719	-----	-----	4,890	-----	4,793	-----	-----	39,330
3-May	-----	-----	4,606	4,759	-----	-----	5,313	-----	5,035	-----	-----	39,831
10-May	-----	-----	4,856	4,773	-----	-----	4,973	-----	4,880	-----	-----	40,570

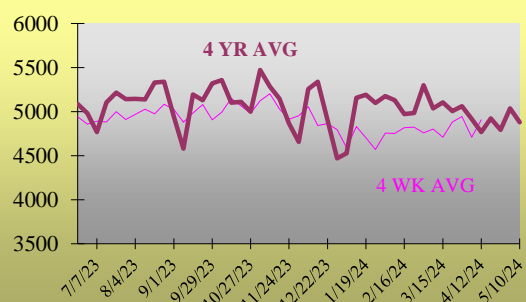
WEEK ENDING	PADD BREAKDOWN											
	PADD I				PADD II				PADD III			
2024	Wk Chg	2023	4 Yr Avg	2024	Wk Chg	2023	4 Yr Avg	2024	Wk Chg	2023	4 Yr Avg	
29-Mar	29,205	32	27,293	34,926	32,090	244	29,097	28,336	38,296	(1,781)	39,110	43,193
5-Apr	30,213	1,008	27,464	35,050	31,476	(614)	28,733	28,591	39,361	1,065	38,716	44,378
12-Apr-24	27,668	(2,545)	26,878	35,088	32,313	837	27,793	28,009	38,948	(413)	40,421	44,351
19-Apr	-----	-----	27,075	35,067	-----	-----	27,023	28,344	-----	-----	40,861	45,846
26-Apr	-----	-----	27,049	36,546	-----	-----	26,408	28,138	-----	-----	41,359	44,784

WEEK ENDING	PADD IV				PADD V				PADD TOTAL			
	2024	Wk Chg	2023	4 Yr Avg	2024	Wk Chg	2023	4 Yr Avg	2024	Wk Chg	2023	4 Yr Avg
29-Mar	4,476	145	3,919	3,818	12,003	93	13,632	13,395	116,069	(1,268)	113,051	123,906
5-Apr	4,766	290	3,616	3,900	11,911	(92)	13,916	13,874	117,728	1,659	112,445	124,078
12-Apr-24	4,715	(51)	3,622	3,770	11,324	(587)	13,376	13,485	114,968	(2,760)	112,090	125,024
19-Apr	-----	-----	3,630	3,786	-----	-----	12,925	13,161	-----	-----	111,513	124,955
26-Apr	-----	-----	3,503	3,741	-----	-----	12,003	12,982	-----	-----	110,323	125,727

HEATING OIL DAYS SUPPLY



HEATING OIL DEMAND



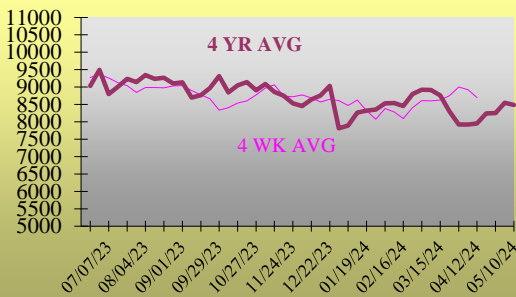
DOE Weekly Gasoline Summary												
WEEK ENDING	STOCKS					RFG STOCKS				IMPORTS		
	2024	Week Change	2023	Week Change	4 Yr Avg	Total 2024	Week Change	PADD I 2024	Week Change	2024	2023	4 Yr Avg
29-Mar	227,816	(4,256)	222,575	(4,119)	237,813	19	1	4	0	488	713	747
5-Apr	228,531	715	222,245	(330)	238,125	22	3	4	0	730	813	623
12-Apr-24	227,377	(1,154)	223,544	1,299	238,535	21	(1)	4	0	709	700	696
19-Apr	-----	-----	221,136	(2,408)	236,645	-----	-----	-----	-----	-----	1,022	779
26-Apr	-----	-----	222,878	1,742	235,918	-----	-----	-----	-----	-----	798	828
3-May	-----	-----	219,711	(3,167)	233,441	-----	-----	-----	-----	-----	853	743
10-May	-----	-----	218,330	(1,381)	232,117	-----	-----	-----	-----	-----	844	832

WEEK ENDING	PRODUCTION				APPARENT DEMAND				DAYS SUPPLY			
	2024	Week Change	2023	4 Yr Avg	2024	Week Change	2023	4 Wk Avg	4 Yr Avg	2024	2023	4 Yr Avg
29-Mar	9,980	767	9,851	8,518	9,236	521	9,295	9,002	7,926	25.5	24.7	28.3
5-Apr	9,442	(538)	9,818	8,712	8,612	(624)	8,936	8,925	7,924	25.8	24.5	29.8
12-Apr-24	9,417	(25)	9,475	8,726	8,662	50	8,519	8,700	7,951	25.8	24.9	31.4
19-Apr	-----	-----	10,016	8,974	-----	-----	9,511	-----	8,247	-----	24.4	31.5
26-Apr	-----	-----	9,378	8,730	-----	-----	8,618	-----	8,251	-----	25.1	30.5
3-May	-----	-----	9,823	9,156	-----	-----	9,303	-----	8,551	-----	24.4	29.2
10-May	-----	-----	9,482	8,994	-----	-----	8,908	-----	8,487	-----	24.0	28.4

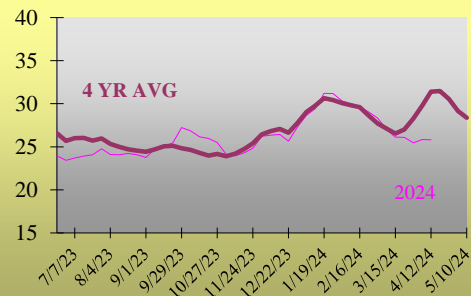
WEEK ENDING	PADD BREAKDOWN											
	PADD I				PADD II				PADD III			
2024	Wk Chg	2023	4 Yr Avg	2024	Wk Chg	2023	4 Yr Avg	2024	Wk Chg	2023	4 Yr Avg	
29-Mar	54,815	(3,431)	53,319	60,171	54,268	(834)	49,511	52,014	81,127	617	81,585	84,634
5-Apr	53,143	(1,672)	51,189	59,998	53,028	(1,240)	48,251	51,112	84,779	3,652	83,938	85,137
12-Apr-24	53,163	20	52,447	58,912	53,324	296	47,091	49,877	84,441	(338)	84,735	86,180
19-Apr	-----	-----	51,376	59,828	-----	-----	46,606	49,232	-----	-----	83,735	87,105
26-Apr	-----	-----	52,966	60,294	-----	-----	45,597	48,020	-----	-----	86,015	86,182

WEEK ENDING	PADD IV				PADD V				PADD TOTAL			
	2024	Wk Chg	2023	4 Yr Avg	2024	Wk Chg	2023	4 Yr Avg	2024	Wk Chg	2023	4 Yr Avg
29-Mar	8,557	(172)	8,175	8,356	29,048	(437)	29,985	31,879	227,816	(4,256)	222,575	237,813
5-Apr	8,502	(55)	8,010	8,303	29,080	32	30,856	31,840	228,531	715	222,245	238,125
12-Apr-24	8,797	295	7,865	8,268	27,651	(1,429)	31,407	31,409	227,377	(1,154)	223,544	238,535
19-Apr	-----	-----	7,957	8,044	-----	-----	31,462	30,722	-----	-----	221,136	236,645
26-Apr	-----	-----	7,530	7,781	-----	-----	30,770	30,247	-----	-----	222,878	235,918

GASOLINE DEMAND



GASOLINE DAYS SUPPLY



***PADD: Petroleum Administration for Defense Districts**

PAD District I (East Coast) is composed of the following three:

Subdistricts: Subdistrict IA (New England): Connecticut, Maine, Massachusetts, New Hampshire, Rhode Island, Vermont.

Subdistrict IB (Central Atlantic): Delaware, District of Columbia, Maryland, New Jersey, New York, Pennsylvania.

Subdistrict IC (Lower Atlantic): Florida, Georgia, North Carolina, South Carolina, Virginia, West Virginia.

PAD District II (Midwest): Illinois, Indiana, Iowa, Kansas, Kentucky, Michigan, Minnesota, Missouri, Nebraska, North Dakota, South Dakota, Ohio, Oklahoma, Tennessee, Wisconsin.

PAD District III (Gulf Coast): Alabama, Arkansas, Louisiana, Mississippi, New Mexico, Texas.

PAD District IV (Rocky Mountain): Colorado, Idaho, Montana, Utah, Wyoming.

PAD District V (West Coast): Alaska, Arizona, California, Hawaii, Nevada, Oregon, Washington.

The information and comments contained herein are provided as general commentary of market conditions and are not and should not be interpreted as trading advice or recommendation. The information and comments contained herein are not and should not be interpreted to be predictive of any future market event or condition. The information and comments contained herein is provided by ADM Investor Services, Inc. and not Archer Daniels Midland Company. Copyright © ADM Investor Services, Inc.