

Archer Financial Services

Steve Platt / Mike McElroy (877) 377-7931

DOE Weekly Crude Oil Summary

WEEK ENDING	STOCKS						IMPORTS			DAYS SUPPLY		
	2024	Week Change	2023	Week Change	4 Yr Avg	Wk Chg	2024	2023	4 Yr Avg	2024	2023	4 Yr Avg
04-Oct	422,741	5,810	424,239	10,176	444,851	5,581	6,239	6,329	5,918	26.4	26.9	29.5
11-Oct	420,550	(2,191)	419,748	(4,491)	442,939	(1,912)	5,529	5,942	5,698	26.5	27.0	29.7
18-Oct-24	426,024	5,474	421,120	1,372	446,076	3,137	6,431	6,013	6,028	27.0	27.4	30.1
25-Oct	-----	-----	421,893	773	444,314	(1,763)	-----	6,425	5,958	-----	27.6	30.2
01-Nov	-----	-----	435,762	13,869	450,082	5,768	-----	6,394	6,114	-----	28.5	30.5
08-Nov	-----	-----	439,354	3,592	449,297	(785)	-----	6,373	5,844	-----	28.8	30.2
15-Nov	-----	-----	448,054	8,700	450,615	1,318	-----	6,529	6,314	-----	29.2	29.9

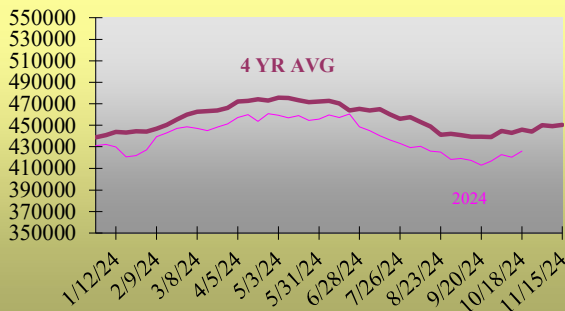
WEEK ENDING	PRODUCTION					RUNS			PERCENT OF CAPACITY			
	2024	Week Change	2023	4 Yr Avg	Wk Chg	2024	2023	4 yr Avg	2024	Week Change	2023	4 Yr Avg
04-Oct	13,400	100	13,200	11,750	(50)	15,590	15,203	14,881	86.7	(0.9)	85.7	84.4
11-Oct	13,500	100	13,200	11,600	(150)	15,755	15,396	14,741	87.7	1.0	86.1	83.3
18-Oct-24	13,500	0	13,200	11,900	300	16,084	15,189	14,765	89.5	1.8	85.6	83.6
25-Oct	-----	-----	13,200	11,775	(125)	-----	15,251	14,917	-----	-----	85.4	84.4
01-Nov	-----	-----	13,200	11,825	50	-----	15,235	15,034	-----	-----	85.2	84.6
08-Nov	-----	-----	13,200	11,900	75	-----	15,399	15,197	-----	-----	86.1	86.1
15-Nov	-----	-----	13,200	11,950	50	-----	15,504	15,454	-----	-----	87.0	87.1

WEEK ENDING	PADD I*				PADD II				PADD III			
	2024	Wk Chg	2023	4 Yr Avg	2024	Wk Chg	2023	4 Yr Avg	2024	Wk Chg	2023	4 Yr Avg
04-Oct	7,810	(911)	6,836	8,619	106,201	2,761	102,423	116,092	239,934	2,923	245,690	246,283
11-Oct	8,332	522	7,581	8,583	105,170	(1,031)	101,893	117,311	239,936	2	242,753	250,140
18-Oct-24	8,075	(257)	7,648	8,926	104,285	(885)	102,642	117,217	244,312	4,376	242,485	247,639
25-Oct	-----	-----	7,928	9,282	-----	-----	103,694	118,615	-----	-----	241,784	251,639
01-Nov	-----	-----	8,727	9,010	-----	-----	103,930	118,701	-----	-----	253,217	250,196

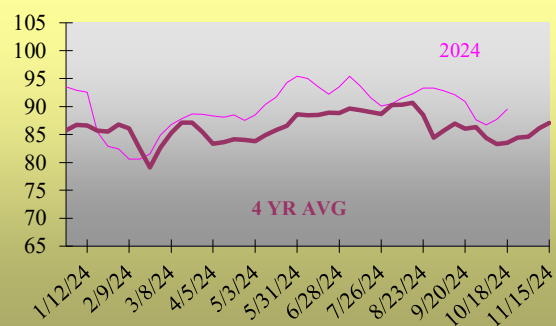
WEEK ENDING	PADD IV				PADD V				PADD TOTAL			
	2024	Wk Chg	2023	4 Yr Avg	2024	Wk Chg	2023	4 Yr Avg	2024	Wk Chg	2023	4 Yr Avg
04-Oct	22,121	(463)	23,544	23,414	46,675	1,500	45,746	47,915	422,741	5,810	424,239	444,851
11-Oct	22,099	(22)	23,262	23,254	45,013	(1,662)	44,258	47,971	420,550	(2,191)	419,748	442,939
18-Oct-24	22,094	(5)	23,409	23,308	47,258	2,245	44,935	47,473	426,024	5,474	421,120	446,076
25-Oct	-----	-----	23,460	23,814	-----	-----	45,028	48,487	-----	-----	421,893	444,314
01-Nov	-----	-----	23,242	23,897	-----	-----	46,646	47,307	-----	-----	435,762	450,082

COFS Index: This Week: 1.86 Last Week: 1.83

CRUDE STOCKS



REFINERY PERCENT OPERATED



Archer Financial Services

Steve Platt / Mike McElroy (877) 377-7931

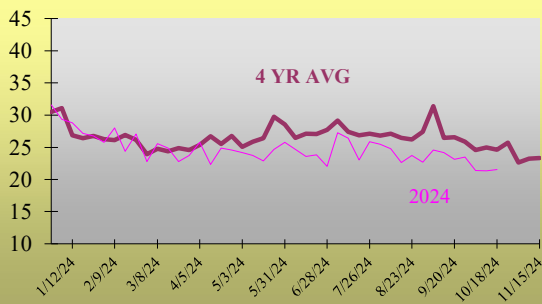
DOE Weekly Distillate Fuel Summary												
WEEK ENDING	STOCKS						IMPORTS			DAYS SUPPLY		
	2024	Week Change	2023	Week Change	4 Yr Avg	4 Yr Avg Wk Chg	2024	2023	4 Yr Avg	2024	2023	4 Yr Avg
04-Oct	118,513	(3,124)	116,958	(1,837)	129,220	(3,490)	104	120	174	21.4	22.9	24.6
11-Oct	114,979	(3,534)	113,773	(3,185)	126,518	(2,702)	132	77	137	21.3	21.8	25.0
18-Oct-24	113,839	(1,140)	112,087	(1,686)	124,909	(1,610)	105	116	136	21.6	22.0	24.7
25-Oct	-----	-----	111,295	(792)	124,961	53	-----	71	179	-----	23.4	25.7
01-Nov	-----	-----	108,001	(3,294)	122,016	(2,946)	-----	216	238	-----	20.1	22.7
08-Nov	-----	-----	106,579	(1,422)	120,430	(1,586)	-----	152	197	-----	20.9	23.3
15-Nov	-----	-----	105,561	(1,018)	119,753	(677)	-----	75	179	-----	20.5	23.4

WEEK ENDING	PRODUCTION				APPARENT DEMAND					JET KEROSENE		
	2024	Week Change	2023	4 Yr Avg	2024	Week Change	2023	4 Wk Avg	4 Yr Avg	2024	Week Change	4 Yr Avg
04-Oct	4,988	194	4,727	4,641	5,538	367	5,109	5,242	5,277	44,069	(1,574)	39,633
11-Oct	4,754	(234)	4,694	4,566	5,391	(147)	5,226	5,356	5,088	42,846	(1,223)	39,489
18-Oct-24	5,011	257	4,733	4,605	5,279	(112)	5,090	5,290	5,065	43,475	629	39,167
25-Oct	-----	-----	4,580	4,701	-----	-----	4,764	-----	4,872	-----	-----	38,479
01-Nov	-----	-----	4,700	4,752	-----	-----	5,387	-----	5,411	-----	-----	37,715
08-Nov	-----	-----	4,753	4,742	-----	-----	5,108	-----	5,165	-----	-----	37,320
15-Nov	-----	-----	4,938	4,860	-----	-----	5,158	-----	5,136	-----	-----	37,329

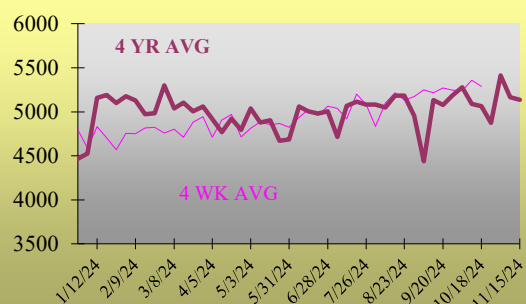
WEEK ENDING	PADD BREAKDOWN											
	PADD I				PADD II				PADD III			
2024	Wk Chg	2023	4 Yr Avg	2024	Wk Chg	2023	4 Yr Avg	2024	Wk Chg	2023	4 Yr Avg	
04-Oct	33,625	(1,347)	27,133	37,791	29,980	(810)	30,853	27,621	40,969	(507)	42,466	44,730
11-Oct	33,282	(343)	25,926	37,971	27,964	(2,016)	29,286	27,307	40,593	(376)	42,325	44,169
18-Oct-24	32,372	(910)	26,884	37,360	27,608	(356)	27,687	26,445	40,008	(585)	41,157	43,638
25-Oct	-----	-----	24,801	38,383	-----	-----	27,750	25,387	-----	-----	43,077	42,867
01-Nov	-----	-----	25,242	40,320	-----	-----	26,108	24,891	-----	-----	41,671	42,257

WEEK ENDING	PADD IV				PADD V				PADD TOTAL			
	2024	Wk Chg	2023	4 Yr Avg	2024	Wk Chg	2023	4 Yr Avg	2024	Wk Chg	2023	4 Yr Avg
04-Oct	3,237	(65)	3,926	3,594	10,702	(395)	12,580	11,838	118,513	(3,124)	116,958	129,220
11-Oct	2,860	(377)	3,779	3,419	10,280	(422)	12,458	12,094	114,979	(3,534)	113,773	126,518
18-Oct-24	3,102	242	3,715	3,476	10,749	469	12,644	11,901	113,839	(1,140)	112,087	124,909
25-Oct	-----	-----	3,770	3,353	-----	-----	11,897	11,561	-----	-----	111,295	124,961
01-Nov	-----	-----	3,807	3,278	-----	-----	11,173	11,537	-----	-----	108,001	122,016

HEATING OIL DAYS SUPPLY



HEATING OIL DEMAND



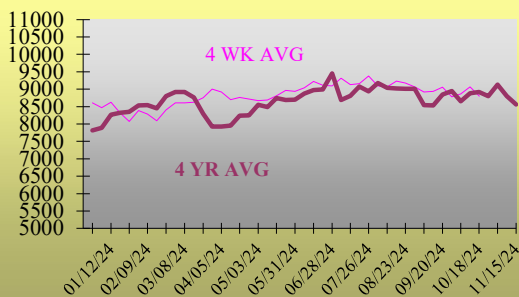
DOE Weekly Gasoline Summary												
WEEK ENDING	STOCKS					RFG STOCKS				IMPORTS		
	2024	Week Change	2023	Week Change	4 Yr Avg	2024	Week Change	PADD I 2024	Week Change	2024	2023	4 Yr Avg
04-Oct	214,898	(6,304)	225,671	(1,313)	220,845	18	(1)	4	0	428	589	557
11-Oct	212,697	(2,201)	223,301	(2,370)	219,356	16	(2)	2	(2)	526	706	574
18-Oct-24	213,575	878	223,457	156	218,304	19	3	2	0	514	653	565
25-Oct	-----	-----	223,522	65	218,020	-----	-----	-----	-----	-----	557	535
01-Nov	-----	-----	217,210	(6,312)	215,251	-----	-----	-----	-----	-----	704	558
08-Nov	-----	-----	215,670	(1,540)	215,893	-----	-----	-----	-----	-----	514	610
15-Nov	-----	-----	216,420	750	217,240	-----	-----	-----	-----	-----	593	526

WEEK ENDING	PRODUCTION				APPARENT DEMAND				DAYS SUPPLY			
	2024	Week Change	2023	4 Yr Avg	2024	Week Change	2023	4 Wk Avg	4 Yr Avg	2024	2023	4 Yr Avg
04-Oct	10,229	627	9,684	9,424	9,654	1,133	8,581	8,857	8,655	23.8	26.8	25.3
11-Oct	9,288	(941)	9,761	9,534	8,620	(1,034)	8,943	9,064	8,886	23.6	26.1	24.9
18-Oct-24	9,954	666	9,824	9,607	8,838	218	8,864	8,796	8,916	24.0	26.0	24.7
25-Oct	-----	-----	9,494	9,556	-----	-----	8,697	-----	8,799	-----	25.5	24.8
01-Nov	-----	-----	10,228	9,839	-----	-----	9,492	-----	9,131	-----	24.1	24.1
08-Nov	-----	-----	9,415	9,548	-----	-----	8,949	-----	8,798	-----	24.0	24.3
15-Nov	-----	-----	9,372	9,371	-----	-----	8,480	-----	8,568	-----	24.3	24.7

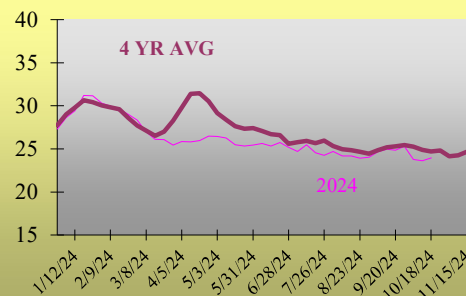
WEEK ENDING	PADD BREAKDOWN											
	PADD I				PADD II				PADD III			
2024	Wk Chg	2023	4 Yr Avg	2024	Wk Chg	2023	4 Yr Avg	2024	Wk Chg	2023	4 Yr Avg	
04-Oct	59,659	(1,329)	57,942	54,326	44,958	(619)	46,035	45,933	76,949	(3,637)	85,104	81,442
11-Oct	58,530	(1,129)	57,051	54,565	45,647	689	44,314	45,400	76,242	(707)	85,117	81,401
18-Oct-24	56,582	(1,948)	56,065	54,198	45,492	(155)	44,592	45,220	79,325	3,083	86,964	82,250
25-Oct	-----	-----	56,567	54,991	-----	-----	44,207	45,239	-----	-----	87,023	80,321
01-Nov	-----	-----	53,453	56,968	-----	-----	43,153	46,066	-----	-----	85,062	80,898

WEEK ENDING	PADD IV				PADD V				PADD TOTAL			
	2024	Wk Chg	2023	4 Yr Avg	2024	Wk Chg	2023	4 Yr Avg	2024	Wk Chg	2023	4 Yr Avg
04-Oct	6,532	(215)	7,102	6,977	26,800	(503)	29,488	28,545	214,898	(6,304)	225,671	220,845
11-Oct	6,363	(169)	7,136	7,165	25,915	(885)	29,682	28,363	212,697	(2,201)	223,301	219,356
18-Oct-24	6,413	50	7,150	7,174	25,763	(152)	28,685	28,007	213,575	878	223,457	218,304
25-Oct	-----	-----	7,103	7,317	-----	-----	28,622	28,068	-----	-----	223,522	218,020
01-Nov	-----	-----	7,409	7,267	-----	-----	28,134	27,924	-----	-----	217,210	215,251

GASOLINE DEMAND



GASOLINE DAYS SUPPLY



***PADD: Petroleum Administration for Defense Districts**

PAD District I (East Coast) is composed of the following three:

Subdistricts: Subdistrict IA (New England): Connecticut, Maine, Massachusetts, New Hampshire, Rhode Island, Vermont.

Subdistrict IB (Central Atlantic): Delaware, District of Columbia, Maryland, New Jersey, New York, Pennsylvania.

Subdistrict IC (Lower Atlantic): Florida, Georgia, North Carolina, South Carolina, Virginia, West Virginia.

PAD District II (Midwest): Illinois, Indiana, Iowa, Kansas, Kentucky, Michigan, Minnesota, Missouri, Nebraska, North Dakota, South Dakota, Ohio, Oklahoma, Tennessee, Wisconsin.

PAD District III (Gulf Coast): Alabama, Arkansas, Louisiana, Mississippi, New Mexico, Texas.

PAD District IV (Rocky Mountain): Colorado Idaho, Montana, Utah, Wyoming.

PAD District V (West Coast): Alaska, Arizona, California, Hawaii, Nevada, Oregon, Washington.

The information and comments contained herein are provided as general commentary of market conditions and are not and should not be interpreted as trading advice or recommendation. The information and comments contained herein are not and should not be interpreted to be predictive of any future market event or condition. The information and comments contained herein is provided by ADM Investor Services, Inc. and not Archer Daniels Midland Company. Copyright © ADM Investor Services, Inc.