

Archer Financial Services

Steve Platt / Mike McElroy (877) 377-7931

DOE Weekly Crude Oil Summary

| WEEK ENDING | STOCKS | | | | | | IMPORTS | | | DAYS SUPPLY | | |
|-------------|---------|-------------|---------|-------------|----------|---------|---------|-------|----------|-------------|------|----------|
| | 2024 | Week Change | 2023 | Week Change | 4 Yr Avg | Wk Chg | 2024 | 2023 | 4 Yr Avg | 2024 | 2023 | 4 Yr Avg |
| 18-Oct | 426,024 | 5,474 | 421,120 | 1,372 | 446,076 | 3,137 | 6,431 | 6,013 | 6,028 | 27.0 | 27.4 | 30.1 |
| 25-Oct | 425,509 | (515) | 421,893 | 773 | 444,314 | (1,763) | 5,975 | 6,425 | 5,958 | 26.8 | 27.6 | 30.2 |
| 1-Nov-24 | 427,658 | 2,149 | 435,762 | 13,869 | 450,082 | 5,768 | 6,240 | 6,394 | 6,114 | 26.6 | 28.5 | 30.5 |
| 8-Nov | ----- | ----- | 439,354 | 3,592 | 449,297 | (785) | ----- | 6,373 | 5,844 | ----- | 28.8 | 30.2 |
| 15-Nov | ----- | ----- | 448,054 | 8,700 | 450,615 | 1,318 | ----- | 6,529 | 6,314 | ----- | 29.2 | 29.9 |
| 22-Nov | ----- | ----- | 449,664 | 1,610 | 447,475 | (3,140) | ----- | 5,833 | 5,968 | ----- | 28.9 | 29.4 |
| 29-Nov | ----- | ----- | 445,031 | (4,633) | 448,758 | 1,282 | ----- | 7,508 | 6,625 | ----- | 28.2 | 29.2 |

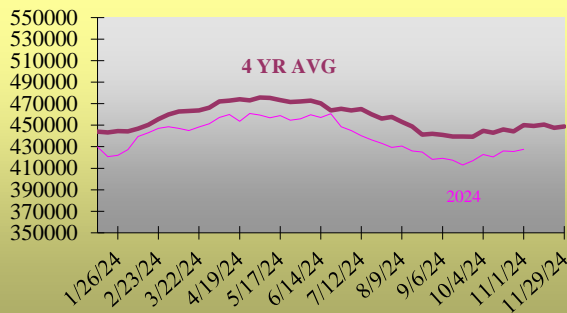
| WEEK ENDING | PRODUCTION | | | | | RUNS | | | PERCENT OF CAPACITY | | | |
|-------------|------------|-------------|--------|----------|--------|--------|--------|----------|---------------------|-------------|------|----------|
| | 2024 | Week Change | 2023 | 4 Yr Avg | Wk Chg | 2024 | 2023 | 4 yr Avg | 2024 | Week Change | 2023 | 4 Yr Avg |
| 18-Oct | 13,500 | 0 | 13,200 | 11,900 | 300 | 16,084 | 15,189 | 14,765 | 89.5 | 1.8 | 85.6 | 83.6 |
| 25-Oct | 13,500 | 0 | 13,200 | 11,775 | (125) | 16,053 | 15,251 | 14,917 | 89.1 | (0.4) | 85.4 | 84.4 |
| 1-Nov-24 | 13,500 | 0 | 13,200 | 11,825 | 50 | 16,334 | 15,235 | 15,034 | 90.5 | 1.4 | 85.2 | 84.6 |
| 8-Nov | ----- | ----- | 13,200 | 11,900 | 75 | ----- | 15,399 | 15,197 | ----- | ----- | 86.1 | 86.1 |
| 15-Nov | ----- | ----- | 13,200 | 11,950 | 50 | ----- | 15,504 | 15,454 | ----- | ----- | 87.0 | 87.1 |
| 22-Nov | ----- | ----- | 13,200 | 12,000 | 50 | ----- | 16,022 | 15,576 | ----- | ----- | 89.8 | 88.0 |
| 29-Nov | ----- | ----- | 13,100 | 12,025 | 25 | ----- | 16,201 | 15,752 | ----- | ----- | 90.5 | 88.9 |

| WEEK ENDING | PADD BREAKDOWN | | | | | | | | | | | |
|-------------|----------------|--------|-------|----------|---------|--------|---------|----------|----------|---------|---------|----------|
| | PADD I* | | | | PADD II | | | | PADD III | | | |
| | 2024 | Wk Chg | 2023 | 4 Yr Avg | 2024 | Wk Chg | 2023 | 4 Yr Avg | 2024 | Wk Chg | 2023 | 4 Yr Avg |
| 18-Oct | 8,075 | (257) | 7,648 | 8,926 | 104,285 | (885) | 102,642 | 117,217 | 244,312 | 4,376 | 242,485 | 247,639 |
| 25-Oct | 8,026 | (49) | 7,928 | 9,282 | 105,627 | 1,342 | 103,694 | 118,615 | 241,561 | (2,751) | 241,784 | 251,639 |
| 1-Nov-24 | 7,753 | (273) | 8,727 | 9,010 | 106,661 | 1,034 | 103,930 | 118,701 | 243,727 | 2,166 | 253,217 | 250,196 |
| 8-Nov | ----- | ----- | 9,506 | 9,432 | ----- | ----- | 108,142 | 119,046 | ----- | ----- | 252,373 | 250,458 |
| 15-Nov | ----- | ----- | 8,415 | 8,734 | ----- | ----- | 109,221 | 119,397 | ----- | ----- | 257,894 | 246,456 |

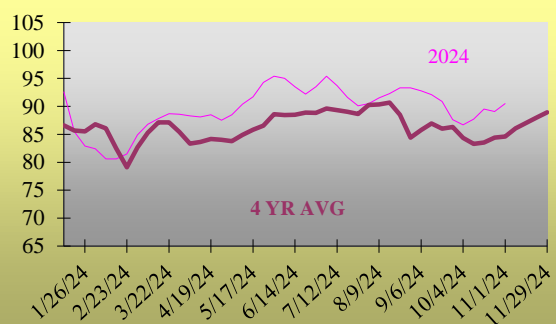
| WEEK ENDING | PADD IV | | | | PADD V | | | | PADD TOTAL | | | |
|-------------|---------|--------|--------|----------|--------|---------|--------|----------|------------|--------|---------|----------|
| | 2024 | Wk Chg | 2023 | 4 Yr Avg | 2024 | Wk Chg | 2023 | 4 Yr Avg | 2024 | Wk Chg | 2023 | 4 Yr Avg |
| 18-Oct | 22,094 | (5) | 23,409 | 23,308 | 47,258 | 2,245 | 44,935 | 47,473 | 426,024 | 5,474 | 421,120 | 446,076 |
| 25-Oct | 22,234 | 140 | 23,460 | 23,814 | 48,061 | 803 | 45,028 | 48,487 | 425,509 | (515) | 421,893 | 444,314 |
| 1-Nov-24 | 22,767 | 533 | 23,242 | 23,897 | 46,749 | (1,312) | 46,646 | 47,307 | 427,658 | 2,149 | 435,762 | 450,082 |
| 8-Nov | ----- | ----- | 22,855 | 24,285 | ----- | ----- | 46,478 | 48,162 | ----- | ----- | 439,354 | 449,297 |
| 15-Nov | ----- | ----- | 24,195 | 24,290 | ----- | ----- | 48,329 | 48,252 | ----- | ----- | 448,054 | 450,615 |

COFS Index: This Week: 1.83 Last Week: 1.87

CRUDE STOCKS



REFINERY PERCENT OPERATED



Archer Financial Services Steve Platt / Mike McElroy (877) 377-7931

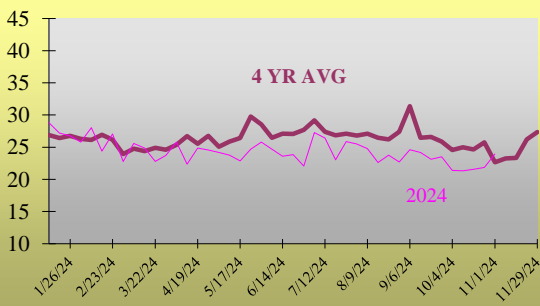
| DOE Weekly Distillate Fuel Summary | | | | | | | | | | | | |
|------------------------------------|---------|-------------|---------|-------------|----------|-----------------|---------|------|----------|-------------|------|----------|
| WEEK ENDING | STOCKS | | | | | | IMPORTS | | | DAYS SUPPLY | | |
| | 2024 | Week Change | 2023 | Week Change | 4 Yr Avg | 4 Yr Avg Wk Chg | 2024 | 2023 | 4 Yr Avg | 2024 | 2023 | 4 Yr Avg |
| 18-Oct | 113,839 | (1,140) | 112,087 | (1,686) | 124,909 | (1,610) | 105 | 116 | 136 | 21.6 | 22.0 | 24.7 |
| 25-Oct | 112,862 | (977) | 111,295 | (792) | 124,961 | 53 | 158 | 71 | 231 | 21.9 | 23.4 | 25.7 |
| 1-Nov-24 | 115,809 | 2,947 | 108,001 | (3,294) | 122,016 | (2,946) | 162 | 216 | 179 | 23.9 | 20.1 | 22.7 |
| 8-Nov | ----- | ----- | 106,579 | (1,422) | 120,430 | (1,586) | ----- | 152 | 197 | ----- | 20.9 | 23.3 |
| 15-Nov | ----- | ----- | 105,561 | (1,018) | 119,753 | (677) | ----- | 75 | 179 | ----- | 20.5 | 23.4 |
| 22-Nov | ----- | ----- | 110,778 | 5,217 | 123,293 | 3,541 | ----- | 95 | 274 | ----- | 25.5 | 26.2 |
| 29-Nov | ----- | ----- | 112,045 | 1,267 | 127,139 | 3,845 | ----- | 82 | 251 | ----- | 22.5 | 27.4 |

| WEEK ENDING | PRODUCTION | | | | APPARENT DEMAND | | | | | JET KEROSENE | | |
|-------------|------------|-------------|-------|----------|-----------------|-------------|-------|----------|----------|--------------|-------------|----------|
| | 2024 | Week Change | 2023 | 4 Yr Avg | 2024 | Week Change | 2023 | 4 Wk Avg | 4 Yr Avg | 2024 | Week Change | 4 Yr Avg |
| 18-Oct | 5,011 | 257 | 4,733 | 4,605 | 5,279 | (112) | 5,090 | 5,290 | 5,065 | 43,475 | 629 | 39,167 |
| 25-Oct | 4,863 | (148) | 4,580 | 4,701 | 5,161 | (118) | 4,764 | 5,287 | 4,872 | 43,153 | (322) | 38,479 |
| 1-Nov-24 | 5,096 | 233 | 4,700 | 4,752 | 4,837 | (324) | 5,387 | 5,232 | 5,411 | 42,925 | (228) | 37,715 |
| 8-Nov | ----- | ----- | 4,753 | 4,742 | ----- | ----- | 5,108 | ----- | 5,165 | ----- | ----- | 37,320 |
| 15-Nov | ----- | ----- | 4,938 | 4,860 | ----- | ----- | 5,158 | ----- | 5,136 | ----- | ----- | 37,329 |
| 22-Nov | ----- | ----- | 4,998 | 4,942 | ----- | ----- | 4,348 | ----- | 4,710 | ----- | ----- | 36,542 |
| 29-Nov | ----- | ----- | 5,070 | 4,998 | ----- | ----- | 4,971 | ----- | 4,699 | ----- | ----- | 37,241 |

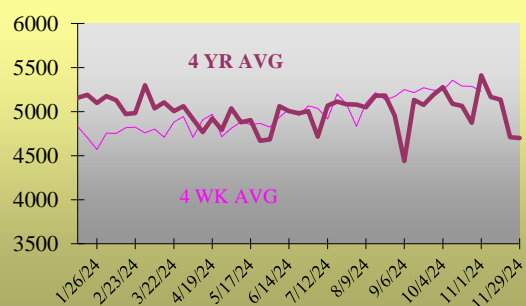
| WEEK ENDING | PADD BREAKDOWN | | | | | | | | | | | |
|-------------|----------------|-------|----------|--------|---------|---------|----------|--------|----------|-------|----------|--------|
| | PADD I | | | | PADD II | | | | PADD III | | | |
| 2024 | Wk Chg | 2023 | 4 Yr Avg | 2024 | Wk Chg | 2023 | 4 Yr Avg | 2024 | Wk Chg | 2023 | 4 Yr Avg | |
| 18-Oct | 32,372 | (910) | 26,884 | 37,360 | 27,608 | (356) | 27,687 | 26,445 | 40,008 | (585) | 41,157 | 43,638 |
| 25-Oct | 32,069 | (303) | 24,801 | 38,383 | 26,423 | (1,185) | 27,750 | 25,387 | 40,788 | 780 | 43,077 | 42,867 |
| 1-Nov-24 | 32,219 | 150 | 25,242 | 40,320 | 26,301 | (122) | 26,108 | 24,891 | 43,298 | 2,510 | 41,671 | 42,257 |
| 8-Nov | ----- | ----- | 26,314 | 40,904 | ----- | ----- | 24,979 | 25,775 | ----- | ----- | 40,557 | 42,648 |
| 15-Nov | ----- | ----- | 24,283 | 41,089 | ----- | ----- | 24,857 | 26,702 | ----- | ----- | 41,445 | 43,734 |

| WEEK ENDING | PADD IV | | | | PADD V | | | | PADD TOTAL | | | |
|-------------|---------|--------|-------|----------|--------|--------|--------|----------|------------|---------|---------|----------|
| | 2024 | Wk Chg | 2023 | 4 Yr Avg | 2024 | Wk Chg | 2023 | 4 Yr Avg | 2024 | Wk Chg | 2023 | 4 Yr Avg |
| 18-Oct | 3,102 | 242 | 3,715 | 3,476 | 10,749 | 469 | 12,644 | 11,901 | 113,839 | (1,140) | 112,087 | 124,909 |
| 25-Oct | 3,152 | 50 | 3,770 | 3,353 | 10,431 | (318) | 11,897 | 11,561 | 112,862 | (977) | 111,295 | 124,961 |
| 1-Nov-24 | 3,347 | 195 | 3,807 | 3,278 | 10,645 | 214 | 11,173 | 11,537 | 115,809 | 2,947 | 108,001 | 122,016 |
| 8-Nov | ----- | ----- | 3,721 | 3,436 | ----- | ----- | 11,007 | 11,419 | ----- | ----- | 106,579 | 120,430 |
| 15-Nov | ----- | ----- | 3,799 | 3,607 | ----- | ----- | 11,177 | 11,795 | ----- | ----- | 105,561 | 119,753 |

HEATING OIL DAYS SUPPLY



HEATING OIL DEMAND



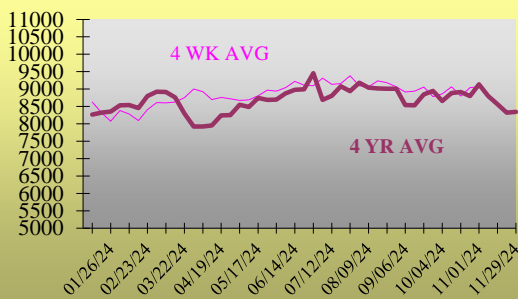
| DOE Weekly Gasoline Summary | | | | | | | | | | | | |
|-----------------------------|---------|-------------|---------|-------------|----------|------------|-------------|-------------|-------------|---------|------|----------|
| WEEK ENDING | STOCKS | | | | | RFG STOCKS | | | | IMPORTS | | |
| | 2024 | Week Change | 2023 | Week Change | 4 Yr Avg | Total 2024 | Week Change | PADD I 2024 | Week Change | 2024 | 2023 | 4 Yr Avg |
| 18-Oct | 213,575 | 878 | 223,457 | 156 | 218,304 | 19 | 3 | 2 | 0 | 514 | 653 | 565 |
| 25-Oct | 210,868 | (2,707) | 223,522 | 65 | 218,020 | 15 | (4) | 2 | 0 | 495 | 557 | 535 |
| 1-Nov-24 | 211,280 | 412 | 217,210 | (6,312) | 215,251 | 18 | 3 | 2 | 0 | 229 | 704 | 558 |
| 8-Nov | ----- | ----- | 215,670 | (1,540) | 215,893 | ----- | ----- | ----- | ----- | ----- | 514 | 610 |
| 15-Nov | ----- | ----- | 216,420 | 750 | 217,240 | ----- | ----- | ----- | ----- | ----- | 593 | 526 |
| 22-Nov | ----- | ----- | 218,184 | 1,764 | 220,253 | ----- | ----- | ----- | ----- | ----- | 463 | 541 |
| 29-Nov | ----- | ----- | 223,604 | 5,420 | 224,964 | ----- | ----- | ----- | ----- | ----- | 689 | 639 |

| WEEK ENDING | PRODUCTION | | | | APPARENT DEMAND | | | | DAYS SUPPLY | | | |
|-------------|------------|-------------|--------|----------|-----------------|-------------|-------|----------|-------------|-------|------|----------|
| | 2024 | Week Change | 2023 | 4 Yr Avg | 2024 | Week Change | 2023 | 4 Wk Avg | 4 Yr Avg | 2024 | 2023 | 4 Yr Avg |
| 18-Oct | 9,954 | 666 | 9,824 | 9,607 | 8,838 | 218 | 8,864 | 8,796 | 8,916 | 24.0 | 26.0 | 24.7 |
| 25-Oct | 9,695 | (259) | 9,494 | 9,556 | 9,159 | 321 | 8,697 | 9,043 | 8,799 | 23.3 | 25.5 | 24.8 |
| 1-Nov-24 | 9,708 | 13 | 10,228 | 9,839 | 8,828 | (331) | 9,492 | 9,065 | 9,131 | 23.8 | 24.1 | 24.1 |
| 8-Nov | ----- | ----- | 9,415 | 9,548 | ----- | ----- | 8,949 | ----- | 8,798 | ----- | 24.0 | 24.3 |
| 15-Nov | ----- | ----- | 9,372 | 9,371 | ----- | ----- | 8,480 | ----- | 8,568 | ----- | 24.3 | 24.7 |
| 22-Nov | ----- | ----- | 9,337 | 9,233 | ----- | ----- | 8,206 | ----- | 8,323 | ----- | 24.8 | 25.4 |
| 29-Nov | ----- | ----- | 9,517 | 9,121 | ----- | ----- | 8,466 | ----- | 8,347 | ----- | 26.2 | 26.5 |

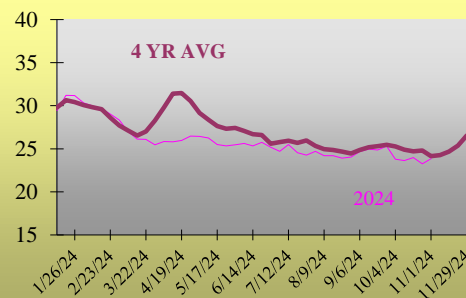
| WEEK ENDING | PADD BREAKDOWN | | | | | | | | | | | |
|-------------|----------------|---------|----------|--------|---------|---------|----------|--------|----------|-------|----------|--------|
| | PADD I | | | | PADD II | | | | PADD III | | | |
| 2024 | Wk Chg | 2023 | 4 Yr Avg | 2024 | Wk Chg | 2023 | 4 Yr Avg | 2024 | Wk Chg | 2023 | 4 Yr Avg | |
| 18-Oct | 56,582 | (1,948) | 56,065 | 54,198 | 45,492 | (155) | 44,592 | 45,220 | 79,325 | 3,083 | 86,964 | 82,250 |
| 25-Oct | 54,778 | (1,804) | 56,567 | 54,991 | 44,407 | (1,085) | 44,207 | 45,239 | 79,062 | (263) | 87,023 | 80,321 |
| 1-Nov-24 | 54,088 | (690) | 53,453 | 56,968 | 44,299 | (108) | 43,153 | 46,066 | 80,566 | 1,504 | 85,062 | 80,898 |
| 8-Nov | ----- | ----- | 52,581 | 58,392 | ----- | ----- | 43,776 | 46,592 | ----- | ----- | 84,731 | 81,442 |
| 15-Nov | ----- | ----- | 52,195 | 59,679 | ----- | ----- | 44,930 | 48,493 | ----- | ----- | 84,949 | 82,760 |

| WEEK ENDING | PADD IV | | | | PADD V | | | | PADD TOTAL | | | |
|-------------|---------|--------|-------|----------|--------|--------|--------|----------|------------|---------|---------|----------|
| | 2024 | Wk Chg | 2023 | 4 Yr Avg | 2024 | Wk Chg | 2023 | 4 Yr Avg | 2024 | Wk Chg | 2023 | 4 Yr Avg |
| 18-Oct | 6,413 | 50 | 7,150 | 7,174 | 25,763 | (152) | 28,685 | 28,007 | 213,575 | 878 | 223,457 | 218,304 |
| 25-Oct | 6,556 | 143 | 7,103 | 7,317 | 26,064 | 301 | 28,622 | 28,068 | 210,868 | (2,707) | 223,522 | 218,020 |
| 1-Nov-24 | 6,522 | (34) | 7,409 | 7,267 | 25,804 | (260) | 28,134 | 27,924 | 211,280 | 412 | 217,210 | 215,251 |
| 8-Nov | ----- | ----- | 7,387 | 7,622 | ----- | ----- | 27,195 | 27,913 | ----- | ----- | 215,670 | 215,893 |
| 15-Nov | ----- | ----- | 7,590 | 7,588 | ----- | ----- | 26,757 | 28,323 | ----- | ----- | 216,420 | 217,240 |

GASOLINE DEMAND



GASOLINE DAYS SUPPLY



***PADD: Petroleum Administration for Defense Districts**

PAD District I (East Coast) is composed of the following three:

Subdistricts: Subdistrict IA (New England): Connecticut, Maine, Massachusetts, New Hampshire, Rhode Island, Vermont.

Subdistrict IB (Central Atlantic): Delaware, District of Columbia, Maryland, New Jersey, New York, Pennsylvania.

Subdistrict IC (Lower Atlantic): Florida, Georgia, North Carolina, South Carolina, Virginia, West Virginia.

PAD District II (Midwest): Illinois, Indiana, Iowa, Kansas, Kentucky, Michigan, Minnesota, Missouri, Nebraska, North Dakota, South Dakota, Ohio, Oklahoma, Tennessee, Wisconsin.

PAD District III (Gulf Coast): Alabama, Arkansas, Louisiana, Mississippi, New Mexico, Texas.

PAD District IV (Rocky Mountain): Colorado Idaho, Montana, Utah, Wyoming.

PAD District V (West Coast): Alaska, Arizona, California, Hawaii, Nevada, Oregon, Washington.

The information and comments contained herein are provided as general commentary of market conditions and are not and should not be interpreted as trading advice or recommendation. The information and comments contained herein are not and should not be interpreted to be predictive of any future market event or condition. The information and comments contained herein is provided by ADM Investor Services, Inc. and not Archer Daniels Midland Company. Copyright © ADM Investor Services, Inc.