Archer Financial Services

Steve Platt / Mike McElroy (877) 377-7931

DOE Weekly Crude Oil Summary

WEEK ENDING	STOCKS 2025	Week Change	2024	Week Change	4 Yr Avg	4 Yr Avg Wk Chg	IMPORTS 2025	2024	4 Yr Avg	DAYS SUPPLY 2025	2024	4 Yr Avg
28-Mar	439,792	6,165	451,417	3,210	458,013	(408)	6,466	6,618	6,582	28.1	28.5	29.8
4-Apr	442,345	2,553	457,258	5,841	460,496	2,483	6,189	6,434	6,119	28.3	28.9	29.7
11-Apr-25	442,860	515	459,993	2,735	458,178	(2,318)	6,001	6,461	5,999	28.3	29.0	29.5
18-Apr	---------	---------	453,625	(6,368)	455,518	(2,660)	---------	6,497	6,356	---------	28.6	29.3
25-Apr	---------	---------	460,890	7,265	455,342	(176)	---------	6,772	6,238	---------	29.2	29.3
2-May	---------	---------	459,528	(1,362)	457,754	2,413	---------	6,969	6,070	---------	29.0	29.4
9-May	---------	---------	457,020	(2,508)	457,869	115	---------	6,744	6,646	---------	28.7	29.3

WEEK ENDING	PRODUCTION 2025	Week Change	2024	4 Yr Avg	4 Yr Avg Wk Chg	RUNS 2025	2024	4 yr Avg	PERCENT OF CAPACITY 2025	Week Change	2024	4 Yr Avg
28-Mar	13,580	6	13,100	12,000	(25)	15,558	15,897	15,626	86.0	(1.0)	88.6	88.7
4-Apr	13,458	(122)	13,100	12,050	50	15,627	15,782	15,485	86.7	0.7	88.3	88.2
11-Apr-25	13,462	4	13,100	12,075	25	15,564	15,913	15,560	86.3	(0.4)	88.1	88.8
18-Apr	---------	---------	13,100	12,025	(50)	---------	15,871	15,602	---------	---------	88.5	88.9
25-Apr	---------	---------	13,100	12,050	25	---------	15,641	15,521	---------	---------	87.5	88.3
2-May	---------	---------	13,100	12,050	0	---------	15,948	15,602	---------	---------	88.5	88.9
9-May	---------	---------	13,100	12,050	0	---------	16,255	15,824	---------	---------	90.4	90.1

PADD BREAKDOWN

WEEK ENDING	PADD I* 2025	Wk Chg	2024	4 Yr Avg	PADD II 2025	Wk Chg	2024	4 Yr Avg	PADD III 2025	Wk Chg	2024	4 Yr Avg
28-Mar	8,210	(95)	7,404	7,827	108,607	3,145	119,453	118,287	250,622	1,696	250,372	260,340
4-Apr	8,258	48	7,905	8,469	108,839	232	119,887	119,055	254,321	3,699	257,472	260,085
11-Apr-25	7,876	(382)	8,558	8,100	107,613	(1,226)	118,967	120,137	254,405	84	260,917	255,746
18-Apr	---------	---------	8,348	8,398	---------	---------	119,949	120,620	---------	---------	254,800	254,480
25-Apr	---------	---------	8,297	8,171	---------	---------	120,745	121,500	---------	---------	261,577	254,562

WEEK ENDING	PADD IV 2025	Wk Chg	2024	4 Yr Avg	PADD V 2025	Wk Chg	2024	4 Yr Avg	PADD TOTAL 2025	Wk Chg	2024	4 Yr Avg
28-Mar	24,115	(457)	26,024	24,999	48,239	1,876	48,163	47,989	439,792	6,165	451,417	458,013
4-Apr	24,140	25	25,812	24,789	46,786	(1,453)	46,182	47,191	442,345	2,553	457,258	460,496
11-Apr-25	24,337	197	25,515	24,705	48,628	1,842	46,037	47,542	442,860	515	459,993	458,178
18-Apr	---------	---------	25,074	24,574	---------	---------	45,455	48,052	---------	---------	453,625	455,518
25-Apr	---------	---------	24,819	25,091	---------	---------	45,452	49,084	---------	---------	460,890	455,342

COFS Index: This Week: 1.85 Last Week: 1.75

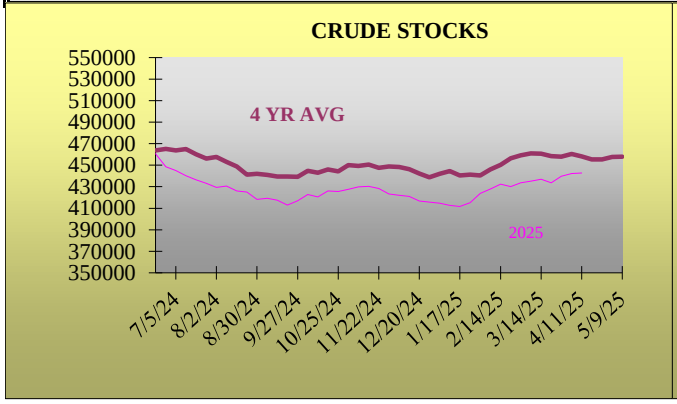

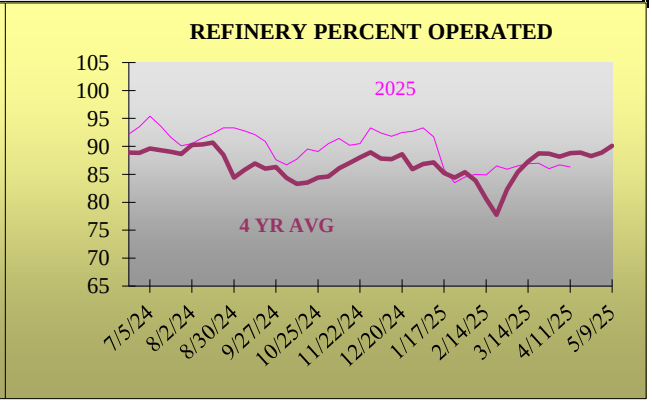

Archer Financial Services

Steve Platt / Mike McElroy (877) 377-7931

DOE Weekly Distillate Fuel Summary

WEEK ENDING	STOCKS 2025	Week Change	2024	Week Change	4 Yr Avg	4 Yr Avg Wk Chg	IMPORTS 2025	2024	4 Yr Avg	DAYS SUPPLY 2025	2024	4 Yr Avg
28-Mar	114,626	264	116,069	(1,268)	122,242	(669)	149	104	227	23.9	23.7	24.5
4-Apr	111,082	(3,544)	117,728	1,659	121,259	(983)	69	163	158	21.2	25.8	24.4
11-Apr-25	109,231	(1,851)	114,968	(2,760)	119,546	(1,713)	102	149	203	21.6	22.3	23.7
18-Apr	---------	---------	116,582	1,614	118,608	(939)	---------	138	123	---------	24.9	23.9
25-Apr	---------	---------	115,850	(732)	116,817	(1,791)	---------	103	127	---------	24.6	23.6
2-May	---------	---------	116,410	560	115,253	(1,564)	---------	111	138	---------	24.2	22.7
9-May	---------	---------	116,365	(45)	114,989	(264)	---------	89	150	---------	23.8	23.2

WEEK ENDING	PRODUCTION 2025	Week Change	2024	4 Yr Avg	APPARENT DEMAND 2025	Week Change	2024	4 Wk Avg	4 Yr Avg	JET KEROSENE 2025	Week Change	4 Yr Avg
28-Mar	4,677	164	4,606	4,757	4,788	95	4,891	4,862	5,010	42,861	(1,452)	38,132
4-Apr	4,658	(19)	4,639	4,630	5,233	445	4,565	5,057	4,973	40,924	(1,937)	38,014
11-Apr-25	4,688	30	4,601	4,681	5,054	(179)	5,144	5,063	5,057	39,819	(1,105)	38,739
18-Apr	---------	---------	4,779	4,714	---------	---------	4,686	---------	4,971	---------	---------	38,922
25-Apr	---------	---------	4,508	4,575	---------	---------	4,716	---------	4,958	---------	---------	39,484
2-May	---------	---------	4,783	4,732	---------	---------	4,814	---------	5,093	---------	---------	40,026
9-May	---------	---------	4,804	4,773	---------	---------	4,899	---------	4,960	---------	---------	40,689

WEEK ENDING	PADD BREAKDOWN: PADD I 2025	Wk Chg	2024	4 Yr Avg	PADD II 2025	Wk Chg	2024	4 Yr Avg	PADD III 2025	Wk Chg	2024	4 Yr Avg
28-Mar	25,884	(2,394)	29,205	29,516	31,967	(896)	32,090	28,861	41,454	3,835	38,296	42,034
4-Apr	26,078	194	30,213	28,593	30,069	(1,898)	31,476	28,756	39,721	(1,733)	39,361	42,553
11-Apr-25	24,697	(1,381)	27,668	28,302	29,074	(995)	32,313	27,472	40,015	294	38,948	42,604
18-Apr	---------	---------	27,548	27,211	---------	---------	31,441	27,406	---------	---------	41,282	43,660
25-Apr	---------	---------	27,168	28,097	---------	---------	30,148	26,988	---------	---------	42,839	43,205

WEEK ENDING	PADD IV 2025	Wk Chg	2024	4 Yr Avg	PADD V 2025	Wk Chg	2024	4 Yr Avg	PADD TOTAL 2025	Wk Chg	2024	4 Yr Avg
28-Mar	3,968	82	4,476	4,045	11,353	(363)	12,003	12,992	114,626	264	116,069	122,242
4-Apr	3,842	(126)	4,766	4,072	11,373	20	11,911	12,953	111,082	(3,544)	117,728	121,259
11-Apr-25	4,002	160	4,715	3,960	11,444	71	11,324	12,744	109,231	(1,851)	114,968	119,546
18-Apr	---------	---------	4,594	3,840	---------	---------	11,717	12,329	---------	---------	116,582	118,608
25-Apr	---------	---------	4,257	3,720	---------	---------	11,438	12,330	---------	---------	115,850	116,817

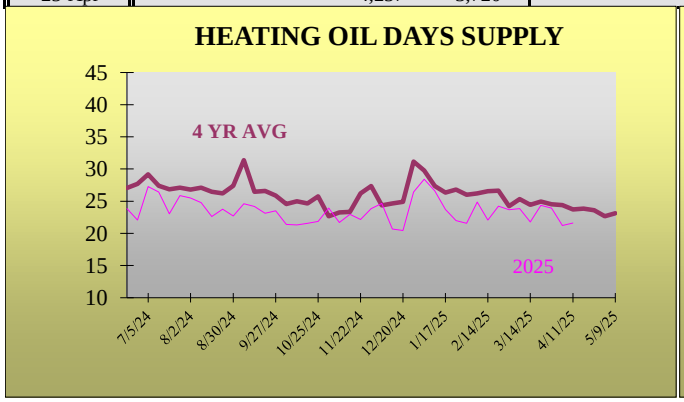

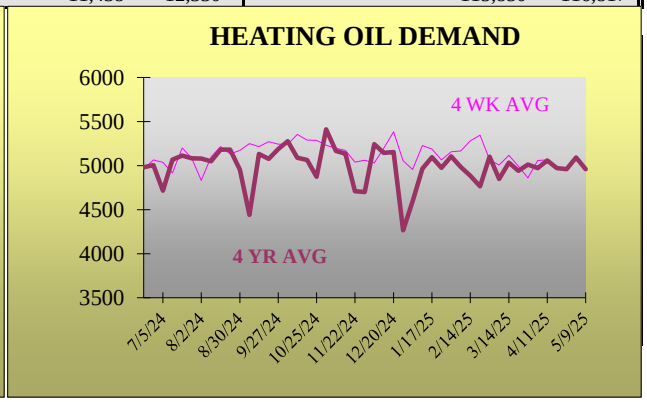

Archer Financial Services

Steve Platt / Mike McElroy (877) 377-7931

DOE Weekly Gasoline Summary

WEEK ENDING	STOCKS 2025	Week Change	2024	Week Change	4 Yr Avg	RFG STOCKS Total 2025	Week Change	PADD I 2025	Week Change	IMPORTS 2025	2024	4 Yr Avg
28-Mar	237,577	(1,551)	227,816	(4,256)	230,442	24	(2)	4	0	748	488	746
4-Apr	235,977	(1,600)	228,531	715	229,703	26	2	4	0	778	730	705
11-Apr-25	234,019	(1,958)	227,377	(1,154)	229,570	22	(4)	4	0	531	709	781
18-Apr	---------	---------	226,743	(634)	228,440	---------	---------	---------	---------	---------	780	917
25-Apr	---------	---------	227,087	344	228,588	---------	---------	---------	---------	---------	977	981
2-May	---------	---------	228,002	915	227,218	---------	---------	---------	---------	---------	719	801
9-May	---------	---------	227,767	(235)	225,128	---------	---------	---------	---------	---------	726	882

WEEK ENDING	PRODUCTION 2025	Week Change	2024	4 Yr Avg	APPARENT DEMAND 2025	Week Change	2024	4 Wk Avg	4 Yr Avg	DAYS SUPPLY 2025	2024	4 Yr Avg
28-Mar	9,284	62	9,980	9,559	8,495	(148)	9,236	8,799	8,969	27.0	25.5	26.1
4-Apr	8,946	(338)	9,442	9,594	8,425	(70)	8,612	8,730	8,807	27.5	25.8	26.0
11-Apr-25	9,412	466	9,417	9,529	8,462	37	8,662	8,587	8,788	27.5	25.8	26.0
18-Apr	---------	---------	9,142	9,575	---------	---------	8,423	---------	8,888	---------	26.0	25.8
25-Apr	---------	---------	9,396	9,402	---------	---------	8,618	---------	8,739	---------	26.5	26.0
2-May	---------	---------	9,495	9,656	---------	---------	8,797	---------	8,901	---------	26.4	25.7
9-May	---------	---------	9,698	9,627	---------	---------	8,875	---------	9,009	---------	26.2	25.4

PADD BREAKDOWN

WEEK ENDING	PADD I 2025	Wk Chg	2024	4 Yr Avg	PADD II 2025	Wk Chg	2024	4 Yr Avg	PADD III 2025	Wk Chg	2024	4 Yr Avg
28-Mar	60,381	(1,287)	54,815	55,863	57,560	(662)	54,268	50,722	82,961	951	81,127	84,352
4-Apr	59,882	(499)	53,143	55,926	56,172	(1,388)	53,028	49,877	84,012	1,051	84,779	84,461
11-Apr-25	59,037	(845)	53,163	54,827	55,215	(957)	53,324	48,596	83,877	(135)	84,441	85,636
18-Apr	---------	---------	51,925	55,396	---------	---------	52,631	48,468	---------	---------	85,929	85,965
25-Apr	---------	---------	53,604	55,564	---------	---------	51,316	46,782	---------	---------	84,983	85,035

WEEK ENDING	PADD IV 2025	Wk Chg	2024	4 Yr Avg	PADD V 2025	Wk Chg	2024	4 Yr Avg	PADD TOTAL 2025	Wk Chg	2024	4 Yr Avg
28-Mar	8,658	35	8,557	8,189	28,018	(587)	29,048	30,388	237,577	(1,551)	227,816	230,442
4-Apr	8,746	88	8,502	8,253	27,165	(853)	29,080	30,076	235,977	(1,600)	228,531	229,703
11-Apr-25	8,409	(337)	8,797	8,306	27,480	315	27,651	30,096	234,019	(1,958)	227,377	229,570
18-Apr	---------	---------	8,802	8,119	---------	---------	27,455	30,045	---------	---------	226,743	228,440
25-Apr	---------	---------	8,740	7,994	---------	---------	28,444	29,795	---------	---------	227,087	228,588

GASOLINE DEMAND

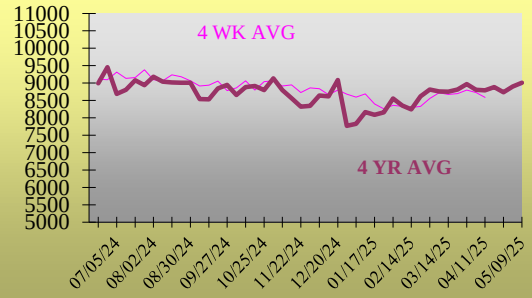

GASOLINE DAYS SUPPLY

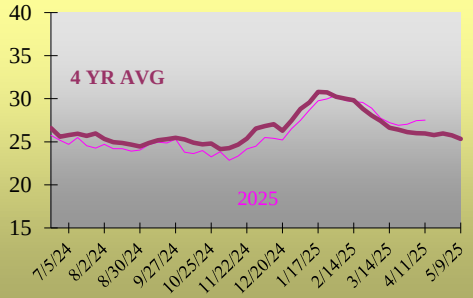

***PADD: Petroleum Administration for Defense Districts**

PAD District I (East Coast) is composed of the following three:

Subdistricts: Subdistrict IA (New England): Connecticut, Maine, Massachusetts, New Hampshire, Rhode Island, Vermont.

Subdistrict IB (Central Atlantic): Delaware, District of Columbia, Maryland, New Jersey, New York, Pennsylvania.

Subdistrict IC (Lower Atlantic): Florida, Georgia, North Carolina, South Carolina, Virginia, West Virginia.

PAD District II (Midwest): Illinois, Indiana, Iowa, Kansas, Kentucky, Michigan, Minnesota, Missouri, Nebraska, North Dakota, South Dakota, Ohio, Oklahoma, Tennessee, Wisconsin.

PAD District III (Gulf Coast): Alabama, Arkansas, Louisiana, Mississippi, New Mexico, Texas.

PAD District IV (Rocky Mountain): Colorado Idaho, Montana, Utah, Wyoming.

PAD District V (West Coast): Alaska, Arizona, California, Hawaii, Nevada, Oregon, Washington.

The information and comments contained herein are provided as general commentary of market conditions and are not and should not be interpreted as trading advice or recommendation. The information and comments contained herein are not and should not be interpreted to be predictive of any future market event or condition. The information and comments contained herein is provided by ADM Investor Services, Inc. and not Archer Daniels Midland Company. Copyright © ADM Investor Services, Inc.