

UNITED STATES

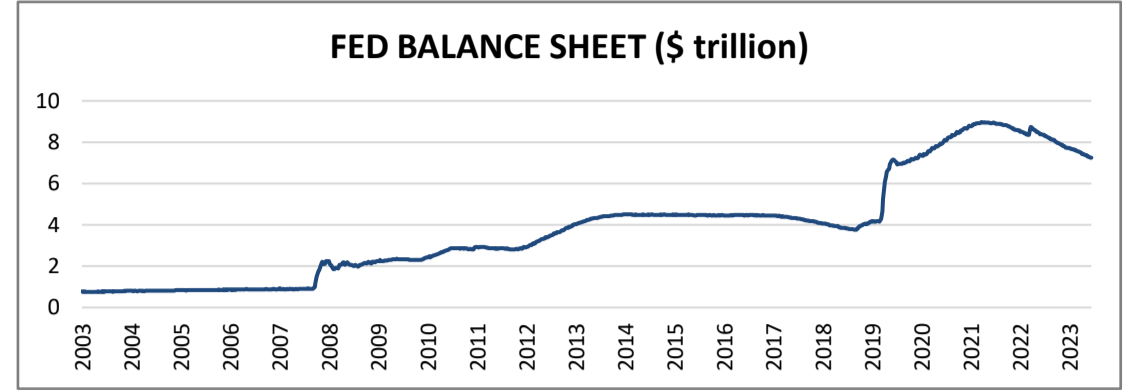
Macro Snapshot

17 June 2024 09:33 London



ADM Investor Services International Limited

ECONOMIC INDICATORS	Current	Δ Previous	Trend	Next Release (UK)	Days
Base rate (upper bound)	5.50%	0		31-Jul 19:00	44
Budget Deficit (%GDP)	-6.1%	-0.38%		11-Jul 19:00	24
GDP Annualised QoQ	1.3%	-2.10%		27-Jun 13:30	10
Unemployment	4.0%	+0.10%		05-Jul 13:30	18
Nonfarm Payrolls	272k	+107k		05-Jul 13:30	18
ADP National Employment Report	152k	-36k		03-Jul 13:15	16
JOLTS Job Openings	8059k	-296k		02-Jul 15:00	15
Initial Jobless Claims	242k	+13k		20-Jun 13:30	3
CPI YoY	3.3%	-0.10%		11-Jul 13:30	24
Core CPI YoY	3.4%	-0.20%		11-Jul 13:30	24
Core PCE YoY	2.75%	-0.06%		28-Jun 13:30	11
PPI Final Demand YoY	2.20%	-0.10%		12-Jul 13:30	25
PPI F.D. ex. Food & Energy YoY	2.30%	-0.20%		12-Jul 13:30	25
Industrial Production MoM	0.01%	-0.11%		18-Jun 14:15	1
Durable Goods Orders	0.60%	-0.20%		27-Jun 13:30	10
Factory Orders	0.70%	0.00%		03-Jul 15:00	16
New Home Sales SAAR	634k	-31k		26-Jun 15:00	9
Personal Income MoM	0.30%	-0.20%		28-Jun 13:30	11
Personal Spending MoM	0.20%	-0.50%		28-Jun 13:30	11
Retail Sales MoM	0.00%	-0.60%		18-Jun 13:30	1



CURRENCIES	1 USD =	Δ% 1d	Trend
EUR	€0.9337	-0.06%	
GBP	£0.7890	+0.10%	
CAD	C\$1.3740	+0.04%	
JPY	¥157.65	+0.16%	
CNY	¥7.2558	0.00%	
AUD	A\$1.5139	+0.15%	
DXY Dollar Index	105.55	+0.00%	
Bitcoin (\$ per ₿)	\$65,992.70	-0.71%	

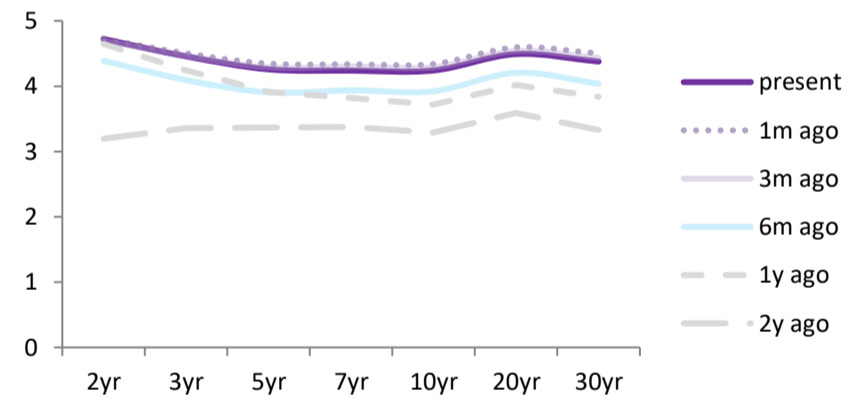
COMMODITIES	Current	Δ% 1d	Trend
Gold (1oz t)	\$2,319.01	-0.60%	
Silver (1oz t)	\$29.14	-1.42%	
Platinum (1oz t)	\$950.86	-1.09%	
Palladium (1oz t)	\$893.63	-0.06%	
Copper (1lb)	\$4.4380	-1.27%	
WTI Crude (1bbl)	\$78.79	+0.43%	
Nat. Gas (1MMBtu)	\$2.82	-2.05%	
Wheat (1bsh)	\$6.1675	-1.87%	
Corn (1bsh)	\$4.4650	-0.78%	
Soybean (1bsh)	\$11.3875	-0.96%	
Coffee (1lb)	\$2.2615	+0.78%	
Sugar (1lb)	\$0.1916	-1.69%	
Cocoa (1mt)	\$24.35	-5.07%	

CREDIT	Current	Δ 1d	Trend
CDX N.A. IG 5yr	53.83	+2.6bps	
CDX N.A. HY 5yr	346.82	+9.4bps	

PMI/CONFIDENCE INDICES	Current	Δ Previous	Trend	Next Release (UK)	Days
S&P Services	54.8	+3.5		21-Jun 14:45	4
ISM Services	53.8	+4.4		03-Jul 15:00	16
S&P Manufacturing	51.3	+1.3		21-Jun 14:45	4
ISM Manufacturing	48.7	-0.5		01-Jul 15:00	14
Chicago Business Barometer	35.4	-2.5		28-Jun 14:45	11
Consumer Sentiment (Uni. Mich)	65.6	-3.5		28-Jun 15:00	11
Consumer Confidence (Conf. Bd.)	102	+4.5		25-Jun 15:00	8

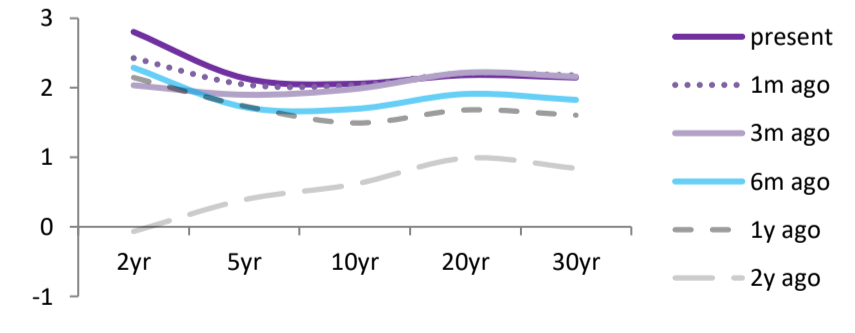
EQUITIES	Current	Δ% 1d	Trend	DivYld	vs. 30yr
Dow Jones	38589.2	-0.15%		1.9%	-2.5%
S&P 500	5431.6	-0.04%		1.3%	-3.0%
Nasdaq	17688.88	+0.12%		0.7%	-3.7%
Russell 2000	2006.16	-1.61%		1.5%	-2.8%
VIX Index	13.04	+3.00%		-	-

RATES	Current	Δ 1d	Trend
1-month	5.342%	+0.2bps	
3-month	5.384%	-0.1bps	
6-month	5.341%	+0.2bps	
2-year	4.722%	+1.7bps	
5-year	4.258%	+1.9bps	
10-year	4.241%	+1.9bps	
20-year	4.492%	+2.5bps	
30-year	4.377%	+2.8bps	



CURVES	Current	Δ 1d	Trend	1m low/high	3m low/high	6m low/high
2/10	-48bps	+0.2bps		-48/-36	-48/-29	-53/-16
2/30	-35bps	+1.1bps		-38/-22	-38/-15	-44/8
5/10	-2bps	-0.0bps		-6/0	-6/3	-6/13
5/30	12bps	+0.9bps		4/16	2/21	2/37
10/30	14bps	+0.9bps		10/16	8/18	8/26

INFLATION-LINKED (REAL YIELDS)	Current	Δ 1d	Trend
2yr	2.804%	+1.2bps	
5yr	2.139%	+1.5bps	
10yr	2.058%	+1.6bps	
20yr	2.182%	+2.5bps	
30yr	2.147%	+2.6bps	



BREAKEVENS	Current	Δ 1d	Trend	1m low/high	3m low/high	6m low/high
2yr	1.97%	-0.3bps		2%/2.3%	2%/3%	2%/3%
5yr	2.13%	+0.1bps		2.1%/2.4%	2.1%/2.6%	2.1%/2.6%
10yr	2.19%	+0.4bps		2.2%/2.4%	2.2%/2.4%	2.2%/2.4%
30yr	2.23%	+0.0bps		2.2%/2.4%	2.2%/2.4%	2.2%/2.4%

ADM Investor Services International Limited, registered in England No. 2547805, is authorised and regulated by the Financial Conduct Authority [FRN 148474] and is a member of the London Stock Exchange. The information within this publication has been compiled for general purposes only. Although every attempt has been made to ensure the accuracy of the information, ADM Investor Services International Limited (ADMIS) assumes no responsibility for any errors or omissions and will not update it. The views in this publication reflect solely those of the authors and not necessarily those of ADMIS or its affiliated institutions. This publication and information herein should not be considered investment advice nor an offer to sell or an invitation to invest in any products mentioned by ADMIS. © 2024 ADM Investor Services International Limited.

UNITED KINGDOM

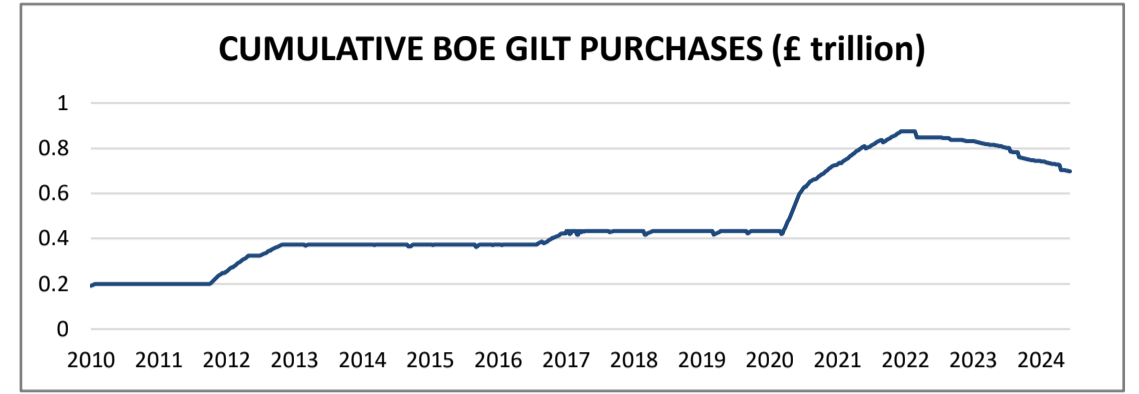
Macro Snapshot

17 June 2024 09:33 London



ADM Investor Services
International Limited

ECONOMIC INDICATORS	Current	Δ Previous	Trend	Next Release (UK)	Days
Bank rate	5.25%	0		20-Jun 12:00	3
Budget Deficit (%GDP)	-4.5%	+0.57%			
Monthly GDP (2m lag)	0.0%	-0.40%		11-Jul 07:00	24
GDP YoY	0.2%	+0.40%		28-Jun 07:00	11
Unemployment rate	4.4%	+0.10%		18-Jul 07:00	31
PAYE Payrolls	-3k	+33k		18-Jul 07:00	31
Jobless Claims Change	50k	+42k		18-Jul 07:00	31
Claimant Count Rate	4.3%	+0.2%		18-Jul 07:00	31
Avg. Weekly Earnings 3M/YoY	5.9%	0.00%		18-Jul 07:00	31
CPI YoY	2.3%	-0.90%		19-Jun 07:00	2
Core CPI YoY	3.9%	-0.30%		19-Jun 07:00	2
RPI YoY	3.3%	-1.00%		19-Jun 07:00	2
CPI expectation 1yr ahead (DMP)	2.9%	0.00%		04-Jul 09:30	17
PPI Input YoY	-1.6%	+0.90%		19-Jun 07:00	2
PPI Output YoY	1.1%	+0.40%		19-Jun 07:00	2
Industrial Production YoY	-0.4%	-0.90%		11-Jul 07:00	24
Manufacturing Production YoY	0.4%	-1.90%		11-Jul 07:00	24
House Price Index YoY (L.Registry)	1.8%	+2.00%		19-Jun 09:30	2
House Price Index YoY (N'wide)	1.3%	+0.70%		30-Jun - 06-Jul	13
Mortgage Approvals	61k	-0k		01-Jul 09:30	14
Retail Sales YoY (exc. Auto Fuel)	-3.0%	-3.00%		21-Jun 07:00	4
Consumer Credit YoY	8.1%	-0.60%		01-Jul 09:30	14



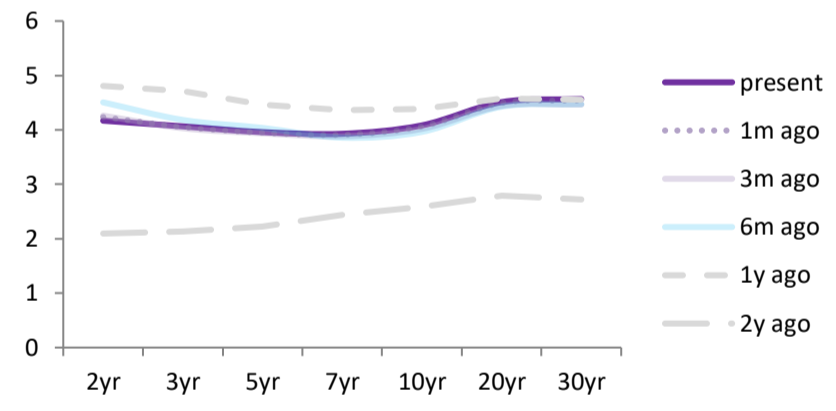
CURRENCIES	1 GBP =	Δ% 1d	Trend
USD	\$1.2675	-0.09%	
EUR	€1.1835	-0.14%	
JPY	¥199.82	+0.11%	
CAD	C\$1.7415	+0.16%	
AUD	A\$1.9188	+0.11%	
CHF	SFr1.1301	+0.08%	
CNY	¥9.1975	-0.05%	

COMMODITIES	Current	Δ% 1d	Trend
Brent Crude	\$82.96	+0.41%	
UK Natural Gas (thm)	£0.8227	-1.22%	

PMI/CONFIDENCE INDICES	Current	Δ Previous	Trend	Next Release (UK)	Days
S&P Services	52.9	-2.1		21-Jun 09:30	4
S&P Manufacturing	51.2	+2.1		21-Jun 09:30	4
S&P Construction	54.7	+1.7		04-Jul 09:30	17
Lloyds Business Barometer	50	+8.0		28-Jun 00:01	11
GfK Consumer Confidence	-17	+2.0		21-Jun 00:01	4

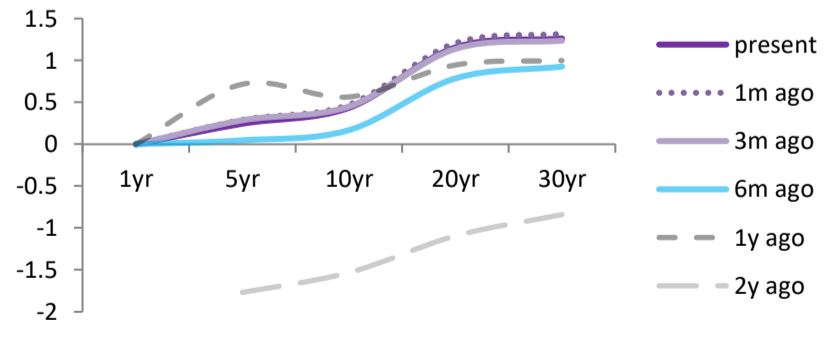
EQUITIES	Current	Δ% 1d	Trend	DivYld	vs. 30yr
FTSE100	8159.4	+0.15%		4.0%	-0.6%
FTSE250	20184.3	+0.32%		3.5%	-1.0%
FTSE All	4446.22	+0.18%		3.9%	-0.6%

RATES	Current	Δ 1d	Trend
1-month	5.266%	+1.0bps	
3-month	5.240%	+1.1bps	
6-month	5.190%	+0.2bps	
2-year	4.168%	+1.1bps	
5-year	3.959%	+1.7bps	
10-year	4.083%	+2.8bps	
20-year	4.511%	+3.0bps	
30-year	4.566%	+2.8bps	



CURVES	Current	Δ 1d	Trend	1m low/high	3m low/high	6m low/high
2/10	-9bps	+1.7bps		-23/-6	-23/-6	-62/-6
2/30	40bps	+1.7bps		20/41	20/41	-12/41
5/10	12bps	+1.2bps		8/13	8/15	-5/15
5/30	61bps	+1.2bps		52/62	51/66	43/82
10/30	48bps	-0.0bps		43/49	43/52	40/69

INFLATION-LINKED (REAL YIELDS)	Current	Δ 1d	Trend
1yr	0.000%	0.0bps	
5yr	0.245%	+2.3bps	
10yr	0.435%	+3.0bps	
20yr	1.156%	+2.8bps	
30yr	1.262%	+2.8bps	



BREAKEVENS	Current	Δ 1d	Trend	1m low/high	3m low/high	6m low/high
5yr	3.71%	-0.7bps		3.71%/3.86%	3.63%/4.03%	3.47%/4.03%
10yr	3.65%	-0.2bps		3.65%/3.76%	3.57%/3.87%	3.44%/3.87%
30yr	3.28%	+0.1bps		3.28%/3.37%	3.22%/3.4%	3.11%/3.4%

ADM Investor Services International Limited, registered in England No. 2547805, is authorised and regulated by the Financial Conduct Authority [FRN 148474] and is a member of the London Stock Exchange. The information within this publication has been compiled for general purposes only. Although every attempt has been made to ensure the accuracy of the information, ADM Investor Services International Limited (ADMIS) assumes no responsibility for any errors or omissions and will not update it. The views in this publication reflect solely those of the authors and not necessarily those of ADMIS or its affiliated institutions. This publication and information herein should not be considered investment advice nor an offer to sell or an invitation to invest in any products mentioned by ADMIS. © 2024 ADM Investor Services International Limited.